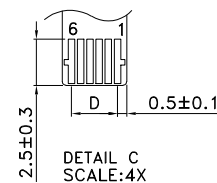
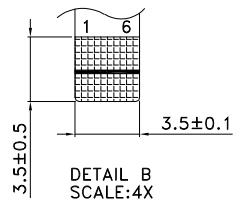
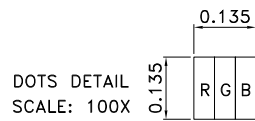


TP Description

Pin	Name
1	GND
2	VDD
3	SCL
4	SDA
5	INT
6	RESET



NOTES:

- LCD TYPE: TFT
- LCD DISPLAY: POSITIVE/TRANSMISSIVE
- VIEW DIRECTION: 6 O'CLOCK
- The tolerance unless classified ±0.3mm
- Legend: Kapton tape; Unbending area; Component area; EMI Film; Double tape
- LCM FPC suggested connector :FH34SRJ-40S-0.5SH(50)(Hirose) or compatible
- T/P FPC suggested connector :FH34SRJ-6S-0.5SH(Hirose) or compatible
- A:PITCH 0.5X39=19.5±0.1; W=0.35±0.05
- D:PITCH 0.5X5=2.5±0.1; W=0.35±0.05

007				PART NO:	久正光電股份有限公司 POWER TIP TECHNOLOGY CORPORATION					
006				PH800480T033-ICC05						
005				DRAWING NAME :	Design	Kevin Lin	(3)	Surface	Tolerance Length(Min)	Precision Level
004				LMD-PH800480T033-ICC05						
003				TITLE:	Check	Clare		Thickness		
002				LCD MODULE DRAWING						
001	NEW DRAWING	Kevin Lin	2020/03/09	REV	Approve	Rex	1/1	Quantity		
REV	REV BY	REVISOR	DATE							
									63 ~ 250	-
									250 ~ 1000	-